

# Application Guide for Research Students (October 2026 Admission)

Student Affairs Division, Administrative Office Graduate  
School of Engineering and ISEE, Kyushu University

## 1. Admission Requirement

Applicants who want to apply for research student at Kyushu University must hold a Bachelor degree or equivalent to a Bachelor degree.

## 2. Application Deadlines

Fall Semester (October entrance) – ~ 24 June, 2026

- \* For international students residing in Japan who do not need to obtain a COE, applications may be accepted after the deadline. Please contact us for details.

## 3. Where to submit

Student Affairs Division, School of Engineering and ISEE Kyushu University (#203, 2<sup>nd</sup> floor in West 4 building)

- \* Applicants should submit all the necessary documents through the chairperson of the department before the deadline.

## 4. Application Procedures

### (1) How to apply

Please submit the following documents.

**Note:** Submission should be made only after your prospective supervisor or the chairperson of the department has approved your research theme.

### (2) Application Documents

- A) Application Form for Research Student (use the form designated by Kyushu University)
- B) Resume (same conditions as above)
- C) Graduation (or expected graduation) certificate (from your latest educational institution; only documents in Japanese or English are acceptable)
- D) Academic Transcript (same conditions as above)
- E) Photocopy of your passport
- F) Photocopy of your residence card issued in Japan (if applicable)
- G) Photocopy of the bank transfer receipt for payment of the screening fee  
Screening fee: JPY 9,800
- H) Checklist for Applicant
- I) (\*) Recommendation Letter written by your supervisor at your latest educational institution.  
(Only documents in Japanese or English are acceptable.)
- J) (\*) Certificate of Japanese proficiency (photocopies are acceptable)

(\*) Items marked with an asterisk (\*) are optional; however, they must be submitted if requested by the prospective supervisor.

## 5. Payment by Credit Card

A) Please refer to the colored appendix and <https://e-shiharai.net/ecard/> for details.

B) Payment at a Convenience Store (available only in Japan)

Please refer to the colored appendix and <https://e-shiharai.net/> for details.

C) Payment by Telegraphic Transfer (Payee's bank account)

三井住友銀行 福岡支店 普通預金

住所：〒819 - 0011 福岡市博多区博多駅前 1 丁目 1-1

口座番号：7119240

口座名義：九州大学

\*For international remittance, please see "Appendix Sheet" for the payee's bank account information.

Please note the following points when making the payment:

- A) All bank charges must be paid by the applicant. Please do not deduct bank charges from the required amount (JPY 9,800). Please ensure that the exact amount is remitted in Japanese yen.
- B) When making the remittance, please indicate the department code and your name in the remitter's information field.

The department code for research students is as follows:

Graduate School of Information Science and Electrical Engineering – **5IE**

- C) We recommend that you use a major bank to transfer the fee.

## 6. Entrance Procedures for successful applicants

The notification of results will be sent to successful applicants by email.

Instructions for the entrance procedures will also be sent at a later date.

After receiving the notification, you must complete the entrance procedures within the designated period.

- 1. Entrance fee: 84,600 JPY
- 2. Tuition fee: 178,200 JPY per semester  
(356,400 JPY per academic year)

### Payment of tuition fee

Due date: Spring semester: by April 20, 2026 (178,200 JPY)

Fall semester: by October 20, 2026 (178,200 JPY)

**Note:** If the entrance fee or tuition fee is revised, the revised amounts will apply.

Appendix Sheet (Account Information)

Beneficiary:

Account Holder	Kyushu University
Address	744 Motooka, Nishi-ku, Fukuoka 819-0395
Nationality	JAPAN

Beneficiary's Bank:

Name	SUMITOMO MITSUI BANKING CORPORATION
Branch Name	FUKUOKA BRANCH
Address	1-1-1 Hakataekimae, Hakata-ku, Fukuoka 812-0011, JAPAN
A/C No.	7119240
Swift Code	SMBCJPJT

Account Number:

Application Fee	7119240
Enrollment Fee	7119238
Tuition Fee	7119226

# KYUSHU UNIVERSITY

## How to make the Payment for the Application Fee by Credit Card, Union Pay.

24 hours a day, 365 days a year, you can pay anytime! Easy, Convenient and Simple!

You can pay the Application Fee by using Credit Card, Union Pay.



Access

<https://e-shiharai.net/ecard/>



Online Transaction

### 1. Top Page

Click "Examination Fee".

### 2. Terms of Use and Personal Information Management

Please read the Terms of use and Personal Information Management.  
Click "Agree" button located in the lower part of this page if you agree with these terms.  
Click "Not agree" button located in lower part of this page if you do not agree with these terms.

### 3. School Selection

Select "Kyushu University (Undergraduate Schools)" or "Kyushu University (Graduate Schools)."

### 4. School Information

Read the information carefully and click "Next".

### 5. Category Selection

Choose First to Fourth Selection and add to Basket.

### 6. Basket Contents

Check the contents and if it is OK, click "Next".

### 7. Basic Information

Input the applicant's basic information.  
Choose your credit card and click "Next".

### Paying at Credit Card

Input Credit Card Number (15 or 16-digits), Security Code and Expiration date.

All of your application information is displayed. Check and Click "Confirm".

Click "Print this page" button and print out "Result" page.

### Paying at Union Pay

Follow the onscreen instructions to complete the card payment.


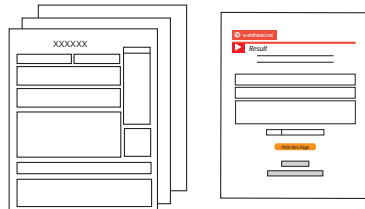
Please click the "Application Results" button in the upper part of this site (e-shiharai.net).

Please write down the "Receipt Number" given when you complete your application, and enter your "Payment Method", "Receipt Number" and "Birth Date". Please make sure your printer is ready.


Please print out the "Payment Inquiry - Inquiry result" page.

Enclose the printed "Result" page in an application envelope with other necessary application documents.

Necessary application documents



Mail it via post



Application

### [NOTICE/FAQ]

- You can make a payment anytime, during the payment period mentioned in the application instructions.  
Please refer to the application instructions and complete payment in time.
- Please complete payment by 11:00 pm Japan time, on the last date of the payment period.
- Please note that refund is not possible once you have made a payment of Application fee.

- A fee is added to Examination fee. For further info, please visit our website.
- It is possible to use a card which carries a name different from that of the applicant. However, please make sure that the information on the basic information page is that of the applicant him/herself.
- If you did not print out "Result" page, you can check it later on Application Result page. Please enter "Receipt Number" and "Birth Date" to redisplay.
- Please directly contact the credit card company if your card is not accepted.

For questions or problems not mentioned here, please contact:

E-Service Support Center Tel : +81-3-5952-9052 (24 hours everyday)